

# 5.2.7

## CLASS



# TEMPORARY SIGNS

This class permits a wide variety of signs and advertisements of which temporariness can be seen as a dominant characteristic. For the purpose of this classification 'temporariness' is defined by means of the following two criteria:

**Duration of continuous 'display' of advertising structure:** Most sign types in this class are classified as temporary in terms of the relatively short uninterrupted time period during which advertising structures are allowed on specific sites irrespective of the fact that advertising contents displayed on such structures may be changed during these periods. The following two display periods are used as a benchmark for permanence:

- A period of 5 years
- The lifespan of an enterprise to which a sign is referring.

The temporary nature of signs classified according to this criterion may vary from *Construction Site Advertisements* which are limited to the construction period of specific building projects to *Show House Signs* which are limited to weekends.

**Temporariness in relation to related signs:** Although signs such as temporary window signs (indicating a promotion, 'sale', etc.) may actually be affixed to a permanent structure such as a shop window, they are still seen as temporary in relation to similar signs (name and nature of shop, etc.) on the same window or other structural elements of the building – both in terms of the display period or material used for the sign.

Due to a large variation in the nature of signs in this class both the visual and traffic safety impacts of these signs also tend to differ to a large extent. In certain cases signs which may also be seen as temporary in nature, such as aerial signs, have been classified under another sign class due to a more dominant characteristic such as mobility.

# GUIDELINE SHEET

## Type of sign: Class 7(a) ~ Construction Site Advertisements

### A. DESCRIPTION

This sign class consists of two sub-types, namely building wraps and boundary signs.

**Building wraps** consist of vinyl signs fixed flat against the walls of buildings under construction or renovation or against scaffolding used during such operations.

**Boundary signs** consist of signs fixed (but not painted) flat against any fence or wall (not being the wall of a building) where such fence or wall forms the boundary of a site where construction work is being carried out.



### B. APPROPRIATE OPPORTUNITY

#### (i) Application

Signs in this class shall be permitted only on condition that it conceals an unsightly situation arising out of construction work which is lawfully being undertaken,

and on condition that such signs shall, in the opinion of the controlling authority, be making a positive contribution to the aesthetic environment.

#### (ii) Areas of Control

This form of signage shall be permitted in all areas of urban control and at places of economic activity in rural areas.

#### (iii) Consent Requirements

Specific consent

#### (iv) Environmental Management Requirements

No specific conditions. To be covered less extensively for inclusion into OAMP's.

### C. PERFORMANCE STANDARDS

#### (i) Size and Height

##### Building wraps:

The size of building wraps shall be determined by the size of the structure under construction or renovation. No building wrap shall be larger than the structure under construction or renovation or the scaffolding in use and shall be restricted to the size needed to improve the appearance of the structure or to hide activities from view.

##### Boundary signs:

- Max. height: - 2,0m. A relaxation may be considered where additional height is needed to conceal construction site activities.

- Max length of advertising panels: - 6m with 3m blank spaces in between successive panels. Where advertisements consist of images only without any text this condition may be relaxed. No advertising panel shall be smaller than 3m in length.

- Boundary signs shall be restricted to the size needed to improve the appearance of the boundary fence or wall or to hide construction site activities from view.

#### (ii) Position

No boundary sign shall be placed on top or behind a boundary wall or fence, but shall be limited to signs fixed flat against such boundary walls or fences. No sign shall project more than 150mm to the front of the wall or fence to which it is affixed.

#### (iii) Duration

These signs are of a temporary nature and would normally not be displayed for a period longer than 24 months.

These signs shall be erected only for the duration of the construction work.

No sign in this sign class shall be displayed earlier than 7 days before the commencement of continuous construction work on the site and only until a certificate of occupation or a consent use has been issued.

If construction activity has been stopped for more than 60 consecutive days the controlling authority may consider the removal of any advertisements permitted under this sign class.

# GUIDELINE SHEET

## Type of sign: Class 7(a) ~ Construction Site Advertisements

### (iv) Colour

Shall consist of subdued colours in rural areas. No specific conditions in other areas.

### (v) Illumination and Animation

No illumination or animation in any format shall be allowed.

### D. SAFETY

The content of any advertisement in this sign class shall be limited to images, logos and short slogans, which shall be legible to passing motorists.

Also see 'Design & Construction – General.'

General safety conditions as listed under 5.1.2 of this document apply.

### E. DESIGN AND CONSTRUCTION

#### (i) Contents

See 'Safety.'

#### (ii) Aesthetics

Both building wraps and boundary signs should always make a positive contribution to a particular streetscape and should therefore be of high artistic design standard. It should always improve the appearance of any construction site by hiding activities and structures from view.

The total area of any advertising panel on a boundary fence or wall shall be covered by a single advertisement in order to prevent the proliferation of small-

er posters. All spaces between consecutive advertising panels shall be covered by blank panels with all elements (advertising panels, empty panels and fence or wall) being treated as a visual unity. Wherever possible, project boards (Class 7(b)) should also be incorporated into this united design.

No sign shall be painted or pasted directly onto a construction site boundary wall or fence.

### (iii) General

All boundary signs shall be attached to fence or wall structures which are structurally adequate to keep passers-by off construction sites. Advertisements and advertising structures should not fulfil the function of preventing the public from trespassing on construction sites.

Fences and walls used for displaying boundary signs shall be sturdy enough to support such signs and to prevent any wind damage.


General design and construction conditions as listed under 5.1.3 of this document apply.

### F. MAINTENANCE

General maintenance conditions as listed under 5.1.4 of this document apply.

### G. RELATED SIGN TYPES

*Class 7(b) ~ Project signs:* Wherever possible project signs should be attached to the boundary walls or fences of construction sites forming a visual unity with boundary signs of this sign class.



# GUIDELINE SHEET

## Type of sign: Class 7(b) ~ Project Boards

### A. DESCRIPTION

This class consists of signs displaying:

- The name of the developer and his agent and the name and nature of a development, restoration, maintenance or upgrading of a project.
- The involvement of contractors and consultants in such projects

### B. APPROPRIATE OPPORTUNITY

#### (i) Areas of Control

May be displayed in all areas of control in the urban, rural and natural environment.

#### (ii) Consent Requirements

Subject to specific consent.

#### (iii) Environmental Management Requirements

No specific conditions.

### C. PERFORMANCE STANDARDS

#### (i) Shape

Shall consist of combination sign structures (stack signs).

#### (ii) Size and Height

No project board shall exceed a maximum overall

height of 4,5m.

All information shall be provided on a combined board which makes provision for the following maximum panel sizes:

- 4,5m<sup>2</sup> describing the name and nature of the development
- 1,5m<sup>2</sup> per consultant or contractor.

No combined project board shall exceed a maximum size of 13,5m<sup>2</sup>.

#### (iii) Position

No project board shall be erected within any road reserve except project boards representing construction activities within such road reserves.

Project boards may be attached to the boundary fences of construction sites or against the walls of buildings under construction or renovation and may therefore be combined with *Class 7(a)* signs in order to obtain a more integrated design of such boundary fences.

No project board shall be bolted onto any wall of a historical building or attached to such walls in any manner that will cause damage thereto. Banners attached to existing building fixtures should rather be used in such cases.

#### (iv) Number

Only one combination board, with one panel per contractor or consultant and one panel describing the name and nature of the development, shall be

allowed per street frontage of a site.

In natural areas only one such a combination board shall be allowed per development site.

#### (v) Duration

Project signs shall only be displayed for the duration of the construction work. No sign in this sign class shall be displayed earlier than 7 days before the commencement of continuous construction work on the site and not later than 7 days after the completion of the project.

#### (vi) Colour

Project boards shall consist of subdued colours in rural and natural areas. No specific conditions in other areas.

#### (vii) Illumination and Animation

No illumination or animation of any type shall be allowed.

### D. SAFETY

All sign contents shall be legible to motorists passing the construction site.

General safety conditions listed under 5.1.2 apply.

### E. DESIGN AND CONSTRUCTION

#### (i) Contents

The contents of any project board shall be limited to:

# GUIDELINE SHEET

## Type of sign: Class 7(b) ~ Project Boards

- The name of the project and a short description of the nature and extent of the project.
- The duration of the project
- The names and logos of the contracting or consulting firms and the branches of industry or professions they belong to.

### (ii) Aesthetics

When attached to the boundary fences of construction sites project boards shall be treated as horizontal combined boards and shall be integrated with *Class 7(a)* signs in order to obtain a unity of design elements on such boundary fences.

### (iii) General

General design and construction conditions listed under 5.1.3 apply.

### F. MAINTENANCE

General maintenance conditions listed under 5.1.4 apply.

### G. RELATED SIGN TYPES

Project boards may be combined with boundary signs from *Class 7(a)* ~ *Construction site advertisements* in such a manner as to obtain visual unity with boundary signs.



### A. DESCRIPTION

Signs in this class consist of temporary signs displayed during sporting events, festivals and similar events.



### B. APPROPRIATE OPPORTUNITY

#### (i) Application

Class 7(c) is considered a potentially high impact sign type due to the potential size and character of signs. However, this impact is largely negated due to the temporary nature of these signs.

This class consists mainly of ground-based inflatable signs, which are limited to pedestrian environments such as show grounds, exhibition centres and public roads which have been temporarily closed for motorised traffic.

#### (ii) Areas of Control

Allowed in:

- Rural areas of maximum control
- All urban areas of control.

#### (iii) Consent Requirements

Rural and urban areas of maximum control – Specific consent.

All other relevant areas of control – Deemed consent.

#### (iv) Environmental Management Requirements

No specific conditions.

### C. PERFORMANCE STANDARDS

#### (i) Shape

Includes a variety of shapes which may also include product replicas and banners.

#### (ii) Size and Height

No sign shall exceed a maximum overall height of 12m taking in consideration that the height of signs shall be of such a nature as to limit its display to spectators and visitors to a specific event, festival or exhibition. (See 'Position')

#### (iii) Position and Location

This sign type shall not be aimed at passing motorised traffic, but shall be limited to spectators and

visitors to an event, festival or exhibition presented in a pedestrian area.

Signs should not be placed in such a way as to impact pedestrian movement.

#### (iv) Number

No specific conditions

#### (v) Duration

These signs shall be allowed only for the duration of a specific event, festival or exhibition. All signs along any public road, where such a road has been closed for presenting a sporting event, festival or exhibition shall be removed before such a road is opened for motorised traffic again.

#### (vi) Colour

No specific conditions

#### (vii) Illumination and Animation

Internal illumination and animation are allowed.

### D. SAFETY

These signs shall be anchored directly to the ground, building or other relevant structure in a secure manner.

See 'Position' for traffic safety.

General safety conditions listed under 5.1.2 apply.

### E. DESIGN AND CONSTRUCTION

#### (i) Contents

No specific conditions.

#### (ii) Aesthetics

No specific conditions.

#### (iii) General

General design and construction conditions listed under 5.1.3 apply.



### F. MAINTENANCE

General maintenance conditions listed under 5.1.4 apply.

### G. RELATED SIGN TYPES

Airborne captive balloons may also be used for advertising purposes during sporting events, festivals and exhibitions. For captive balloons see *Class 6(c) ~ Aerial Signs*

For other signs aimed primarily at pedestrian environments see:

- *Class 4(a) ~ Street Furniture & Large Posters*
- *Class 4(b) ~ Forecourt Signs*



# GUIDELINE SHEET Type of sign: Class 7(d) ~ Estate Agents' Boards

## A. DESCRIPTION

This sign type is aimed at the selling or letting of real estate and consists of boards containing the words 'For Sale' 'To Let', 'On Show' or 'Sold'.



## B. APPROPRIATE OPPORTUNITY

### (I) Application

Only this sign type may be used for real estate advertising on the relevant property. No other sign type

will be allowed for this purpose, although it may be supplemented by Project Boards (Class 7(b)), indicating the name of the developer and his agent and the name and nature of a development, in the case of new development projects.

No pointer boards to individual show houses will be allowed.

### (II) Areas of Control

Permitted in all areas of control in urban, rural and natural environments.

### (III) Consent Requirements

Subject to deemed consent

### (IV) Environmental Management Requirements

No specific requirements.

## C. PERFORMANCE STANDARDS

### (I) Shape

Signs may consist of:

- Singular boards.
- Back-to-back duplicate boards.
- Duplicate boards joined at an angle 120°, projecting from a building in a triangular shape.

## (II) Size and Height

TYPE OF DEVELOPMENT	RELEVANT AREA OF CONTROL	MAX SIZE TOTAL AREA m <sup>2</sup>		MAX OVERALL HEIGHT FREE-STANDING BOARD
		SINGLE BOARD	DUPLICATE BOARD	
Existing general residential	All max control areas	0,55	0,65	2,0
	Urban partial control	0,55	0,65	2,0
Existing multi-unit residential	Urban max & partial	0,27	0,45	1,0
New multi-unit residential	Urban max & partial	3,0	3,75	3,0
New residential erven/ subdivisions	Urban max & partial	8,0	10,0	3,5
Existing commercial & office space	Urban partial & min	2,0	2,5	2,5
	Natural & rural max	1,5	1,75	2,0
New commercial & office space	Urban partial & min	4,0	5,0	3,0
	Natural & rural max	3,0	3,75	2,0
Existing industrial	Urban minimum control	8,0	10,0	3,5
	Natural & rural max	4,0	5,0	2,5
New industrial stands/ subdivisions	Urban min	10,0	12,0	5,0
	Natural & rural max	5,0	6,0	3,0
Farms and small holdings	Natural & rural max control	2,0	2,5	2,5



## GUIDELINE SHEET Type of sign: Class 7(d) ~ Estate Agents' Boards

### (iii) Position and Location

Estate agents' boards may only be displayed on and relate to the particular property or premises for sale, to let or on show. Such signs shall be fixed to the building concerned, or attached flat onto the boundary fence of the premises concerned (site boundary signage), or displayed within the boundaries of such premises.

All free-standing boards shall be displayed parallel to the street front except back-to-back free-standing boards within the boundaries of premises which may be displayed perpendicular to the street front.

No sign shall be displayed in a road reserve or on road islands or medians.

Signs shall only be allowed on those parts of restricted areas at street corners (fig.5) which do not form part of the road reserve when there is no other option for displaying such a board in order to be visible from a public road.

Joint 120° boards shall be attached to buildings and shall not be displayed as free-standing boards.

No board attached to a building shall be displayed above the first floor of such a building.

No board shall be bolted onto any wall of a historical building or attached to such walls in any manner that will cause damage thereto. Banners attached to existing building fixtures should rather be used in such cases.

General location conditions under 5.1.5 apply

### (iv) Number

Only one sign per estate agent shall be allowed while not more than two estate agents shall display their signs simultaneously on the same premises.

### (v) Duration

All property 'For Sale' or 'To Let' boards shall be removed not later than 3 days after completion of the sale or the granting of the tenancy.

'Sold' Boards may be displayed for a period of 15 days after the sale has been concluded.

'For Sale' and 'Sold' boards may not be displayed simultaneously.

Show house signs shall only be displayed over week-ends from 8:00 on Saturdays to 18:00 on Sundays.

### (vi) Colour

No specific conditions.

### (vii) Illumination and Animation

No illumination or animation in any format shall be allowed.

### D. SAFETY

General safety conditions listed under 5.1.2 apply.

### E. DESIGN AND CONSTRUCTION

#### (i) Contents

No board shall contain information other than:

- The name and telephone number of the selling or letting agent.
- The logo and name of the real estate agency.
- The URL of the estate agency's website.
- The words 'for sale', 'to let', 'sold', 'sole mandate' or 'on show.'

In cases where it might be difficult to identify the nature of the property, additional information in this regard may be provided. Only generic terms without any adjectives shall be used for this purpose, e.g. 'offices to let' or 'flats for sale'.

#### (ii) Aesthetics

Any sign or board attached to a building or wall shall harmonise with the main design elements of such a structure, and shall not:

- Project beyond the extremities of the structure to which it is attached.
- Be displayed in front of a window
- Interfere or clash with any dominant visual line of the structure to which it is attached.
- Display any conspicuous supports.

## GUIDELINE SHEET Type of sign: Class 7(d) ~ Estate Agents' Boards

### (iii) General

General design and construction conditions under 5.1.3 apply.

### F. MAINTENANCE

General maintenance conditions under 5.1.4 apply.

### G. RELATED SIGN TYPES

*Class 7(b) ~ Project Boards* indicating the name and nature of a new development.

*Class 7(e) ~ Auction signs*

# GUIDELINE SHEET Type of sign: Class 7(e) ~ Auction Signs

## A. DESCRIPTION

This class consists of on-premises auction signs announcing the sale of real estate, goods or livestock on land or on premises not normally used for commercial purposes. It may include auction sales of furniture and other household goods on residential premises or an auction of livestock or game on a farm. Auction sales may also take place on a more regular basis at specific sites such as auctioneering warehouses or livestock sale pens.



## B. APPROPRIATE OPPORTUNITY

### (i) Application

This sign type is limited to the actual site where the auction is to be held.

Only this sign type may be used for advertising an auction on a specific premises. No other sign type will be allowed for this purpose.

No pointer boards to any auction will be allowed

### (ii) Areas of Control

All areas of control in urban, rural and natural environments

### (iii) Consent Requirements

Specific consent

### (iv) Environmental Management Requirements

No specific requirement.

## C. PERFORMANCE STANDARDS

### (i) Shape

Signs may consist of:

- Singular boards.
- Back-to-back duplicate boards.
- Duplicate boards joined at an angle of 120°, projecting from a building in a triangular shape.

### (ii) Size and Height

TYPE OF DEVELOPMENT	MAX SIZE TOTAL AREA m <sup>2</sup>		MAX OVER-ALL HEIGHT FREE-STANDING BOARD m
	SINGLE BOARD	DUPLICATE BOARD	
Residential	0,65	0,85	2,0
Office, commercial, industrial & agricultural	2,0	2,5	2,0

### (iii) Position and Location

*Auction Signs* may only be displayed on and relate to the particular property or premises where the auction will take place. Such signs shall be fixed to the building concerned, or attached flat onto the boundary fence of the premises concerned (site boundary signage), or displayed within the boundaries of such premises.

All free-standing boards shall be displayed parallel to the street front except back-to-back free-standing boards within the boundaries of premises which may be displayed perpendicular to the street front.

No sign shall be displayed in a road reserve or on road islands or medians.

Signs shall only be allowed on those parts of restricted areas at street corners (Fig. 5) which does not form part of the road reserve when there is no other option for displaying such a board in order to be visible from a public road.

Joint 120° boards shall be attached to buildings only and shall not be displayed as free-standing boards.

No board attached to a building shall be displayed above the first floor of such a building.

No board shall be bolted onto any wall of a historical building or attached to such walls in any manner that will cause damage thereto. Banners attached to existing building fixtures should rather be used in such cases.

General location conditions under 5.1.5 apply

# GUIDELINE SHEET Type of sign: Class 7(e)~ Auction Signs

## (iv) Number

Only one sign per auction shall be allowed.

## (v) Duration

All auction signs covered by this class shall only be displayed for 7 days prior to the date of the auction and shall be removed within 6 hours of the completion of the auction.

## (vi) Colour

No specific conditions.

## (vii) Illumination and Animation

No illumination or animation in any format shall be allowed.

## D. SAFETY

General safety conditions listed under 5.1.2 apply.

## E. DESIGN AND CONSTRUCTION

### (i) Contents

No auction sign shall contain information other than:

- Name and logo of the auctioneers
- Contact information such as telephone number and website.
- The word 'Auction'.

- The date and time of the auction
- The nature of the property to be auctioned. Only generic terms shall be used such as 'Household goods', 'duplex flat' or 'family home'.

- The case number of a liquidation auction which must be clearly displayed at the bottom of the sign.

All information on auction signs shall have a minimum letter size of 50 mm (including lower case lettering).

### (ii) Aesthetics

Any sign or board attached to a building or wall shall harmonise with the main design elements of such a structure, and shall not:

- Project beyond the extremities of the structure to which it is attached.
- Be displayed in front of a window
- Interfere or clash with any dominant visual line of the structure to which it is attached.
- Display any conspicuous supports.

### (iii) General

General design and construction conditions under 5.1.3 apply.

## F. MAINTENANCE

General maintenance conditions under 5.1.4 apply.

## G. RELATED SIGN TYPES

*Class 7(d) ~ Estate Agents' Boards*

## H. OTHER CONSIDERATIONS


In the case of a liquidation auction, a copy of the relevant court order with the case number must accompany the application form.

# GUIDELINE SHEET Type of sign: Class 7(f)~ Lamppost Advertising

## A. DESCRIPTION

This class consists of the following signs attached to lampposts:

- Election posters
- Banners for events of national or international importance.



## B. APPROPRIATE OPPORTUNITY

### (i) Application

Advertising on lampposts shall be limited to election posters and banners for events of national or international importance only. No other posters, notices, banners or any other sign or advertisement against lampposts shall be allowed with the exception of permanent municipal markings or painted stripes.

### (ii) Areas of Control

All areas of control urban, rural and natural environments.

### (iii) Consent Requirements

Election posters - Deemed consent

Event banners - Specific consent

### (iv) Environmental Management Requirements

Streets for displaying event banners shall be identified by means of an OAPA.

## C. PERFORMANCE STANDARDS

### (i) Shape

All banners shall have an elongated shape.

### (ii) Size and Height

No poster shall be smaller than 0,5m<sup>2</sup> and larger than 1m<sup>2</sup> (A0 size).

No banner shall exceed a width of 0,6m and a height of 3,0m.

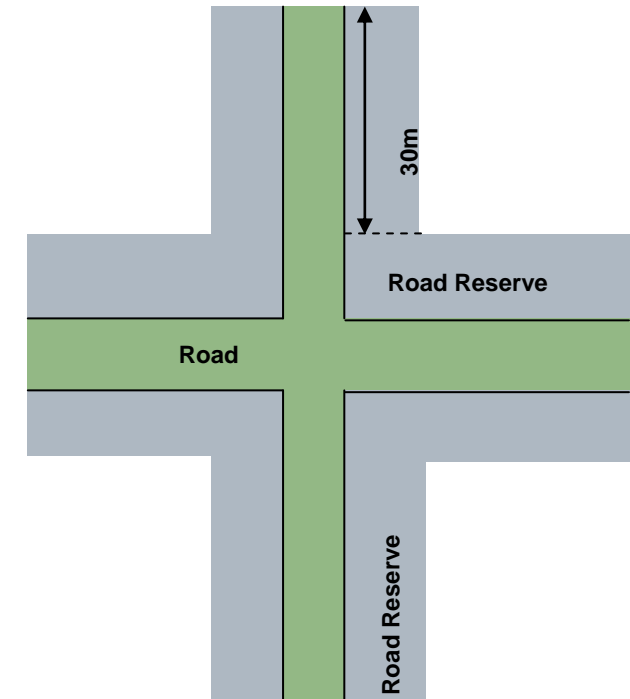
Where posters and banners may interfere with the movement of pedestrians and cyclists it shall be erected no less than 2,3m from the ground.

### (iii) Position and Location

All signs and posters of this class shall be restricted to electric light standards. No posters shall be attached to power line standards, road traffic signs and signals, walls, columns and posts of verandas and balconies, electricity boxes, trees or bridges.

No poster or banner shall interfere with overhead services.

No poster or banner shall be displayed within a distance of 30m from any intersection measured from the near road reserve boundary.



No poster or banner shall be displayed within a distance of 15m from any road traffic sign not displayed at any intersection.

Signs in this class may not extend into the area directly above any motorized roadway. Signs may therefore not be attached to lampposts that are located too close to the edge of a road.

## GUIDELINE SHEET Type of sign: Class 7(f) ~ Lamppost Advertising

### (iv) Number

No more than one banner shall be allowed on any lamppost.

No more than one election poster shall be displayed per lamppost per party or candidate with a maximum of four posters per lamppost.

### v) Duration

No election poster or festive banner shall be erected earlier than 21 days before the event or election and shall be removed not later than 7 days after the passing of the event or election.

### (vi) Colour

No specific conditions

### (vii) Illumination and Animation

No illumination or animation is permitted.

### D. SAFETY

See 'Contents.'

General safety conditions listed under 5.1.2 apply.

### E. DESIGN AND CONSTRUCTION

#### (i) Contents

Lettering on all election posters against lampposts and aimed at motorized traffic shall preferably be of a bold type and shall not be less than 50 mm in height.

### (ii) Aesthetics

All banners shall have an elongated shape in order to reflect the vertical lines of lampposts.

### (iii) General

Posters and banners shall be affixed to lamp posts in a secure manner. All banners shall be attached by nut and bolt or suitable strapping that is safe and sturdy.

General design and construction conditions under 5.1.3 apply.

### F. MAINTENANCE

General maintenance conditions under 5.1.4 apply.

### G. RELATED SIGN TYPES

No related sign types.

<p><b>A. DESCRIPTION</b></p> <p>This class includes <u>hand distributed</u> advertising notices in the form of handbills, leaflets and pamphlets.</p>	<p><b>(ii) Size and Height</b></p> <p>Handbills, leaflets and pamphlets shall not be larger than A4 size.</p>	<p><b>(ii) Aesthetics</b></p> <p>No specific conditions.</p>
<p><b>B. APPROPRIATE OPPORTUNITY</b></p> <p><b>(i) Application</b></p> <p>Handbills, leaflets and pamphlets may <u>only</u> be placed in <u>post boxes</u></p> <p>The handing-out of handbills, leaflets and pamphlets at road intersections and in any pedestrian environment shall <u>not</u> be <u>allowed</u>, since it generates litter and creates a traffic hazard at intersections.</p> <p><b>(ii) Areas of Control</b></p> <p><u>All areas</u> of control in urban, rural and natural environments</p> <p><b>(iii) Consent Requirements</b></p> <p>Deemed consent</p>	<p><b>(iii) Position and Location</b></p> <p>Handbills, leaflets and pamphlets may <u>only</u> be placed in <u>post boxes</u></p> <p><b>(iv) Number</b></p> <p>No specific conditions.</p> <p><b>(v) Duration</b></p> <p>No specific conditions.</p> <p><b>(vi) Colour</b></p> <p>No specific conditions.</p> <p><b>(vii) Illumination and Animation</b></p> <p>Not relevant.</p>	<p><b>(iii) General</b></p> <p>No specific conditions.</p> <p><b>F. MAINTENANCE</b></p> <p>No specific conditions.</p> <p><b>G. RELATED SIGN TYPES</b></p> <p>No related sign types</p>
<p><b>(iv) Environmental Management Requirement</b></p> <p>No specific conditions.</p> <p><b>C. PERFORMANCE STANDARDS</b></p> <p><b>(i) Shape</b></p> <p>No specific conditions.</p>	<p><b>D. SAFETY</b></p> <p>The handing-out of handbills, leaflets and pamphlets at <u>road intersections</u> shall not be allowed, since it creates a <u>traffic hazard</u>.</p> <p><b>E. DESIGN AND CONSTRUCTION</b></p> <p><b>(i) Contents</b></p> <p>No specific conditions.</p>	

### A. DESCRIPTION

This class consists of signs which are temporarily painted on or attached to the window-glass of a building used for commercial, entertainment, office or industrial purposes or any temporary sign which is displayed inside such a building and which is aimed at passers-by on the outside.



### B. APPROPRIATE OPPORTUNITY

#### (i) Application

Signs in this class shall be displayed only on ground-floor windows of buildings used for commercial, entertainment, office or industrial purposes.

*Temporary Window Signs* are used mainly for sales promotions and other advertisements which are aimed at attracting the attention of both road users and pedestrians.

The following may also be included in this sign class:

- Blackboards or other material from which text and images can be removed.
- Advertisements on non-locality-bound products, activities and services.
- Price tickets larger than 0,01m<sup>2</sup> displayed on items in shop windows.

#### (ii) Areas of Control

Permitted in all areas of control with the exception of internally illuminated, animated or electronic signs which shall not be allowed in any area of maximum control.

#### (iii) Consent Requirements

All animated and electronic signs – Specific consent.

All other Temporary Window Signs – Deemed consent.

#### (iv) Environmental Management Requirements

All electronic signs larger than 1m<sup>2</sup> shall be subject to an Outdoor Advertising Potential Assessment (OAPA).

### C. PERFORMANCE STANDARDS

#### (i) Shape

No specific conditions.

#### (ii) Size and Height

The total area of all temporary signs which are painted on or attached to the windows of specific enterprises shall not exceed the following percentages of the total ground-floor window areas of such enterprises:

Urban and natural areas of maximum control – 5%

Rural areas of maximum control and an urban area of partial control – 15%

Urban areas of minimum control – 25%

#### (iii) Position and Location

Signs shall be limited to ground-floor windows.

#### (iv) Number

No limitation if the maximum window coverage as required under 'Size and Height' is not exceeded.

#### (v) Duration

*Temporary Window Signs* shall not be displayed for a period of more than 21 consecutive days.

#### (vi) Colour

No specific conditions.

#### (vii) Illumination and Animation

In urban, rural and natural areas of maximum control no internally-illuminated, animated or electronic signs inside a building shall be visible from outside



the building.

No electronic signs shall be aimed at passing motorists.

Illumination shall comply with section 5.1.6 of this document.

#### D. SAFETY

*Temporary Window Signs* shall be primarily aimed at pedestrians. Only the words 'Sale' or 'Specials' with a maximum letter size of 70mm and a minimum letter size of 50mm may be aimed at passing motorists. All other temporary window signs shall be aimed at the pedestrian and shall have a maximum letter size of 20mm.

No electronic signs shall be aimed at passing motorists.

General safety conditions listed under 5.1.2 shall apply.

#### E. DESIGN AND CONSTRUCTION

##### (i) Contents

No specific conditions.

##### (ii) Aesthetics

All *Temporary Window Signs* shall have a neat appearance and shall not dominate permanent signs indicating the name and nature of an enterprise.

##### (iii) General

General design and construction conditions listed under section 5.1.3 apply.

#### F. MAINTENANCE

General maintenance conditions listed under section 5.1.4 apply.

#### G. RELATED SIGN TYPES

For permanent *Window Signs* see *Class 2(h)*.